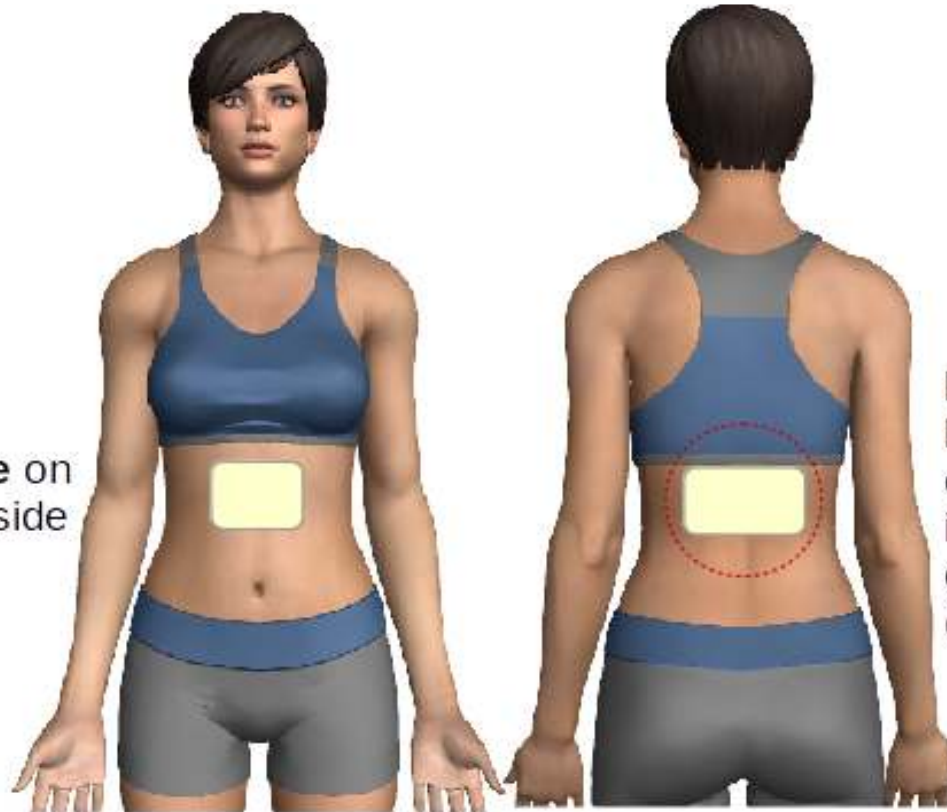




**BLADDER / LOWER URINARY TRACT /  
CERVICAL INFECTION**

**Return  
Electrode** on  
opposite side  
of body.



**Positive  
Electrode**  
over  
infected  
organs  
(kidneys).

## KIDNEY INFECTION (UPPER UTI)


**Positive Electrode**  
over infected tissue  
(bronchii), 'bronchitis'.



**Return Electrode**  
on opposite side  
of body.

**BRONCHIAL INFECTION (BRONCHITIS)**

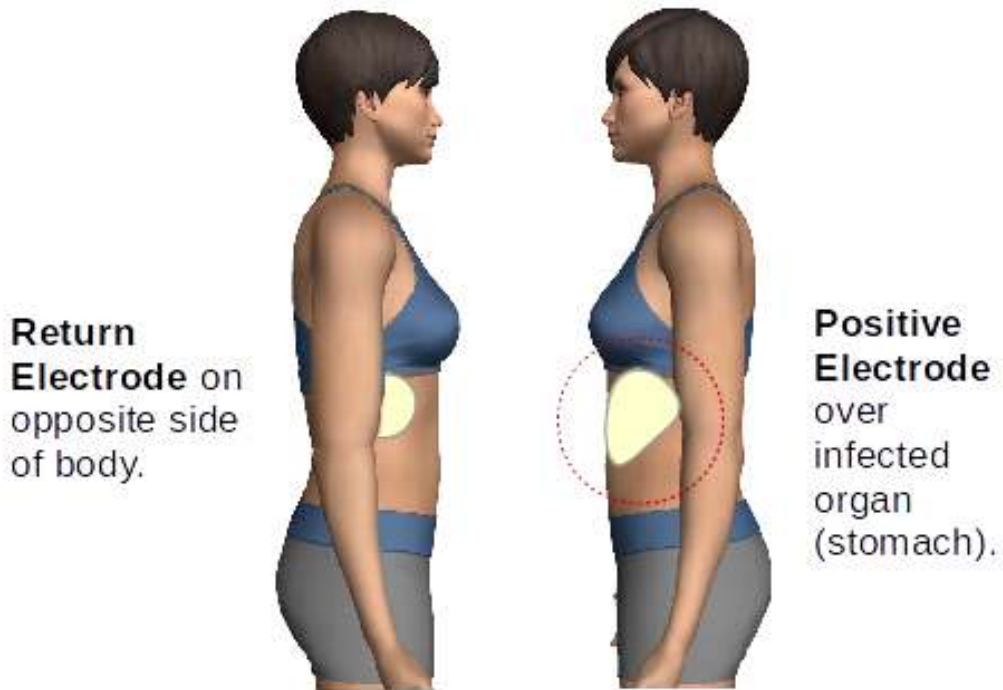
**Return Electrode**  
on front side of  
body positioned  
higher up than  
Positive Electrode  
in order to angle  
through right lung.




**Positive Electrode**  
over infected tissue  
(right lung),  
'pneumonia'.

## LUNG INFECTION (PNEUMONIA)

Generally best electrode placement



Alternative electrode placement

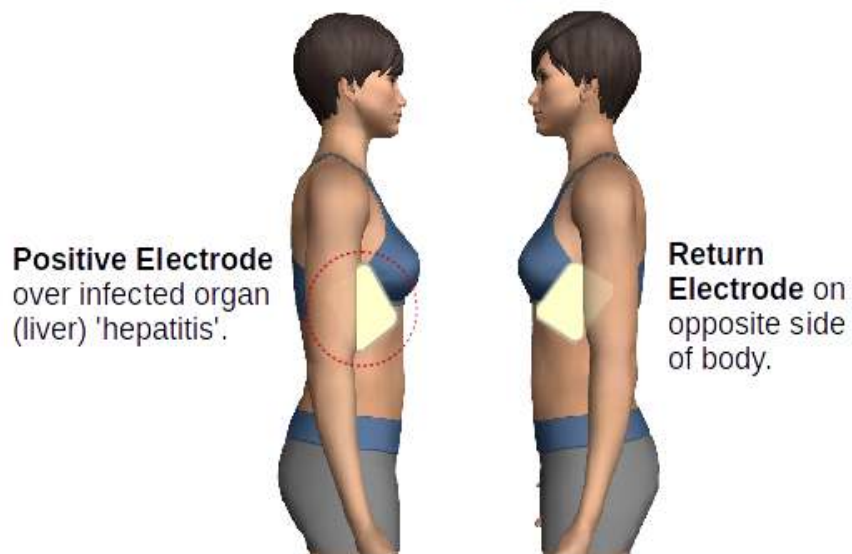


**STOMACH INFECTION**





Alternative electrode placement



# LIVER INFECTION (HEPATITIS)

**Return  
Electrode** on  
opposite side  
of body.




**Positive  
Electrode** over  
infected organ  
(Spleen).

# SPLEEN INFECTION

**Positive  
Electrode**  
behind ear  
on side of  
infection.



**Return Electrode**  
below zygomatic  
bone (cheekbone)  
on opposite side of  
face.



# EAR INFECTION





## **GUM INFECTION (GINGIVITIS / PERIODONTITIS)**



**Return Electrode** on forehead (as high as possible, off of hairline).

**Positive Electrode** at base of nose.



**INFORMATION**  
Treat left and right side sinuses separately.

Alternative electrode positioning

**Positive and Return Electrodes** cross-sectioning maxillary sinuses from side to side.



# SINUS INFECTION

## Re-use information

All images have been created using ZygoteBody™ on zygotebody.com and LibreOffice software.



This work is licensed under a Creative Commons Attribution-NonCommercial-ShareAlike 4.0 International License.